

# HAWAI'I GRADUATION INITIATIVE

AATN Advisors Workshop  
Honolulu Community College • October 26, 2012

## Public Higher Education Agenda

1. Increase the educational capital of the state
2. Address underserved populations/regions
3. Expand workforce development
4. Diversify the economy
5. Renew and expand infrastructure

## Public Higher Education Agenda

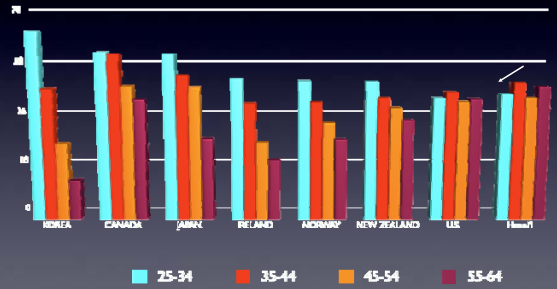
HAWAI'I GRADUATION INITIATIVE

HAWAI'I INNOVATION INITIATIVE

RENOVATE TO INNOVATE

## Difference in College Attainment by Age Group

U.S., HAWAI'I AND LEADING OECD COUNTRIES, 2011



Source: OECD, Educational & Skills, 2011

## COMPLETE COLLEGE AMERICA

### EDUCATION PIPELINE – Hawai'i, 2011

Of students who enroll in a public college or university: **100**

	2-Year Public College		4-Year Public College	
	Full-Time	Part-Time	Full-Time	Part-Time
Enroll	40	27	32	0
Returns as sophomores	27	13	26	0
Graduate on time (100% time)	1	0	5	0
Additional graduates (50% time)	4	1	11	0
300% time	2	1	2	0
<b>Total graduates</b>	<b>7</b>	<b>2</b>	<b>18</b>	<b>0</b>

Graduate in 4 years: **9**      Graduate in 8 years: **18**


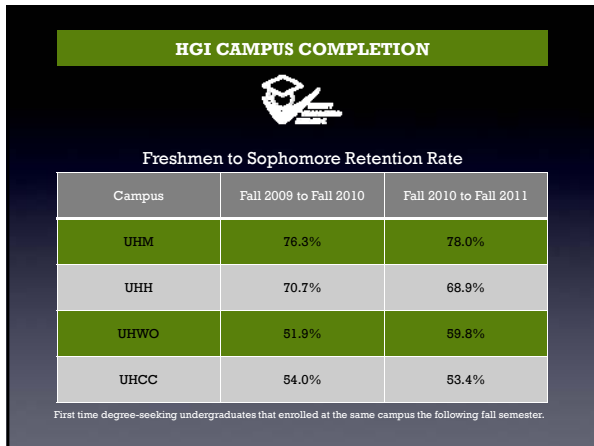
Source: Time to the Degree, Data: 2-yr cohort started in 2004, 4-yr cohort started in 2002

## HGI CAMPUS COMPLETION



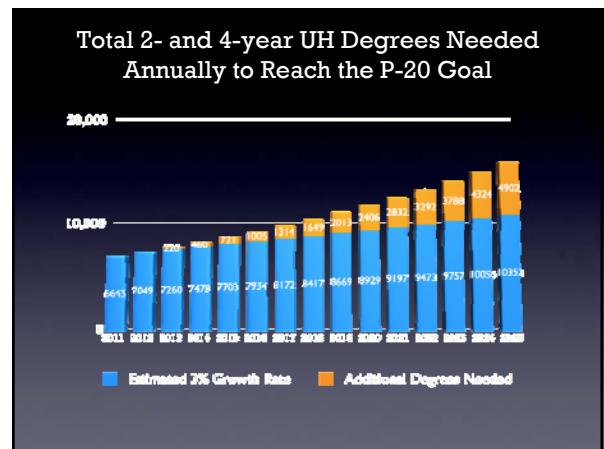
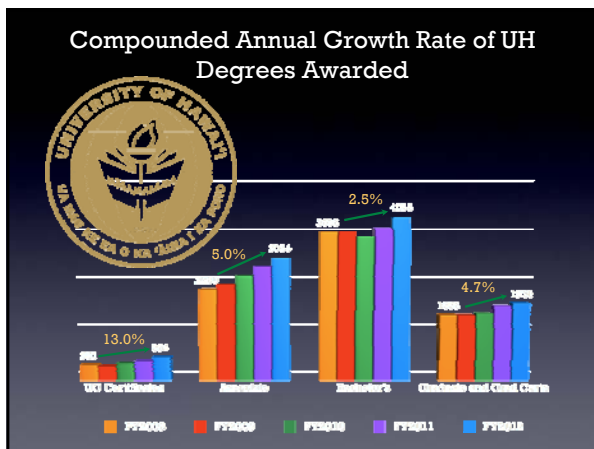
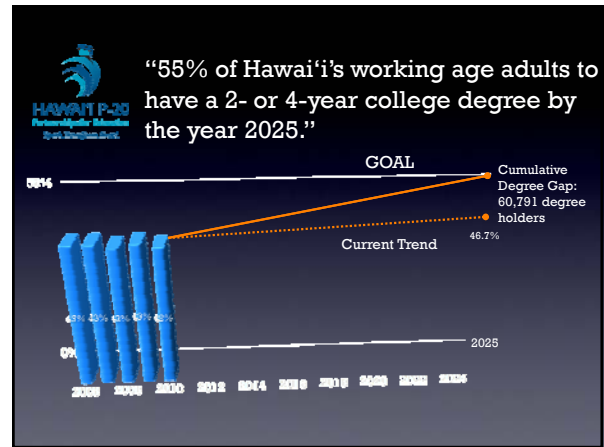
Campus	4-year Graduation Rate	
	First time, Full-time	Transfer
UHM	15.5%	52.5%
UHH	13.9%	31.8%
UHWO	N/A	58.3%

Fall 2003 cohorts, Bachelor's degree earned at the campus by 2006-07



## GOAL

“55% of Hawai'i's working age adults to have a 2- or 4-year college degree by the year 2025.”



What are the cost implications for educating that many more students through 2025?

**Given our cost per completion:**



**Alternatively, given our cost of completion:**

Tuition revenues would have to increase by

- 23% at Mānoa
- 30% at Hilo and West O'ahu
- 50% at community colleges

**There is, however,**

- a limit to the amount the State can appropriate
- and
- a limit to what students and their families can pay

**Nonetheless...**

We need more educated citizens to ensure Hawai'i's future as a vital, globally competitive state.

**Given the current fiscal realities, what can the University do to educate more citizens?**

- Improve student success.

## UH 4-Point Completion Plan

**PREPARE**  
**PARTICIPATE**  
**PERSIST**  
**PERFORM**

### Collectively, we know how to do this

- Work smarter
- Work in collaboration with each other
- Align our capacity with our priorities

Only then will we reach the goal of more educated citizens for Hawai'i.



**15toFINISH**



[15toFinish.com](http://15toFinish.com)

### 15 to Finish - Fall 2012

	UH System	4-Yrs	UHCCs
15+ credits	2,102	1,429	673
% 15+ credits	24.1%	52.5%	11.2%
12-14 credits	4,200	1,207	2,993
% 12-14 credits	48.3%	44.4%	50.0%
<12 credits	2,402	85	2,317
% <12 credits	27.6%	3.1%	38.7%

Fall First-Time Freshmen  
 Source: UH IRAO Base, Census

### 15 to Finish - Fall 2011–Fall 2012

	UH System		4-Yrs		UHCCs	
	Fall 2011	Fall 2012	Fall 2011	Fall 2012	Fall 2011	Fall 2012
15+ credits	1,360	2,102	950	1,429	410	673
% 15+ credits	15.4%	24.1%	36.5%	52.5%	6.6%	11.2%
12-14 credits	4,823	4,200	1,580	1,207	3,243	2,993
% 12-14 credits	54.7%	48.3%	60.7%	44.4%	52.2%	50.0%
<12 credits	2,635	2,402	73	85	2,562	2,317
% <12 credits	29.9%	27.6%	2.8%	3.1%	41.2%	38.7%

Fall First-Time Freshmen  
 Source: UH IRAO

### 15 to Finish - Fall 2011–Fall 2012 (4-Yr)

	UH 4-Yrs		UH Manoa		UH Hilo		UH West O'ahu	
	Fall 2011	Fall 2012	Fall 2011	Fall 2012	Fall 2011	Fall 2012	Fall 2011	Fall 2012
15+ credits	950	1,429	769	1,090	163	214	18	125
% 15+ credits	36.5%	52.5%	38.3%	55.5%	34.6%	46.9%	14.8%	41.5%
12-14 credits	1,580	1,207	1,182	825	299	234	99	148
% 12-14 credits	60.7%	44.4%	58.8%	42.0%	63.5%	51.3%	81.1%	49.2%
<12 credits	73	85	59	49	9	8	5	28
% <12 credits	2.8%	3.1%	2.9%	2.5%	1.9%	1.8%	4.1%	9.3%

Fall First-Time Freshmen  
Source: UH IRAO Base, Census

### 15 to Finish - Fall 2011–Fall 2012 (2-Yr)

	UH CCs		Hawai'i CC		Honolulu CC		Kapi'olani CC	
	Fall 2011	Fall 2012	Fall 2011	Fall 2012	Fall 2011	Fall 2012	Fall 2011	Fall 2012
15+ credits	410	673	54	96	57	75	86	143
% 15+ credits	6.6%	11.2%	5.4%	11.2%	7.6%	11.8%	6.9%	10.4%
12-14 credits	3,243	2,993	537	409	403	303	618	717
% 12-14 credits	52.2%	50.0%	53.3%	47.6%	53.9%	47.6%	49.7%	52.2%
<12 credits	2,562	2,317	417	355	288	259	540	514
% <12 credits	41.2%	38.7%	41.4%	41.3%	38.5%	40.7%	43.4%	37.4%

Fall First-Time Freshmen  
Source: UH IRAO Base, Census

### 15 to Finish - Fall 2011–Fall 2012 (2-Yr)

	Kaua'i CC		Leeward CC		Maui College		Windward CC	
	Fall 2011	Fall 2012	Fall 2011	Fall 2012	Fall 2011	Fall 2012	Fall 2011	Fall 2012
15+ credits	31	38	106	198	67	62	9	61
% 15+ credits	8.5%	9.7%	7.5%	14.1%	7.1%	7.7%	1.8%	12.0%
12-14 credits	178	174	815	752	444	400	248	238
% 12-14 credits	48.8%	44.3%	57.6%	53.4%	47.3%	49.8%	50.0%	46.8%
<12 credits	156	181	494	457	428	341	239	210
% <12 credits	42.7%	46.1%	34.9%	32.5%	45.6%	42.5%	48.2%	41.3%

Fall First-Time Freshmen  
Source: UH IRAO Base, Census

Advisors are Key.

## What can you do?

- Establish 15 credits (rather than 12 credits) as upper limit.
- Revise orientation materials to 15 credits
- Focus on students taking 12–14 credits
- Target completing 30 credits/year
  - Encourage use of Summer school
- Complete English/Math in first year
- Enroll in developmental ed courses in first year

Thank you.

[hawaii.edu/hawaiigradinitiative](http://hawaii.edu/hawaiigradinitiative)

[15tofinish.com](http://15tofinish.com)